

HEAT SURGE®

HEATER MANUAL







**Genuine Heat Surge
Power Panel**

Congratulations on your new Heat Surge Power Panel:

Your new Heat Surge Power Panel includes a recessed handle that allows you to easily move it from room to room and is ideal for transitional heating. Your new Power Panel features technologically advanced heating elements and has been designed to be ultra light weight

Quick Start Guide:

To begin using your new Heat Surge Power Panel:

- Using the Intuitive Digital Thermostat on the side of your Power Panel or the Remote:
 - Turn the On/Off switch on the Back of the Power Panel to the On position
 - Press the Power Button 
 - Press the Wattage Control Button  to select the desired Wattage (750w/1500w)
 - Using the + and – Temperature controls, select the desired temperature
 - Please note the selected temperature may need to be up to 4 degrees higher than the current room temperature for your Power Panel to turn on and when the temperature setting is reached the Power Panel will automatically turn off
 - If desired use the Fan Control Button  to increase the distribution of heat
 - If you would like your Power Panel to automatically turn off at a specified time press the Timer Control Button  once for each hour you would like your Power Panel to run, once for one hour, twice for two hours, etc. When setting the timer, the readout will flash indicating you can add an additional hour and it will continue to flash until 5 seconds elapse without input.

Your new Heat Surge Power Panel's technical data:

Description	Rated Power	Voltage	Frequency
Power Panel with Turbo Blower/ 24 Hour Timer	1500W	120V	60Hz

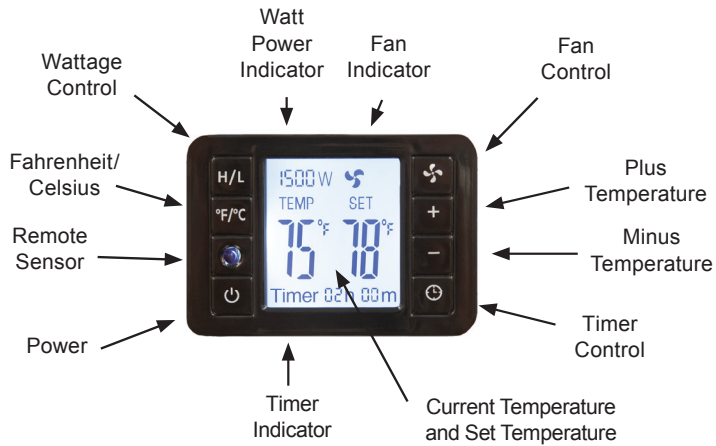
Rated Power Stages:

1. Heating Stage 750W with or without Turbo Blower
2. Heating Stage 1500W with or without Turbo Blower

Installation & Construction:



Intuitive Digital Thermostat in LED Display



Before using your new Heat Surge Power Panel, you must mount the feet :



Simply secure the feet to the bottom with a Phillips head screwdriver using the screws provided.

Safety:

The Power Panel is not designed for use in bathrooms, washrooms or other damp areas.

WARNING: The upper air outlet area and grilles of the unit must not be covered or near curtains or blankets. Keep a clear space of at least 1 foot around the Power Panel at all times.

After use, power off the Power Panel. Some sounds of the Turbo Blower cooling down the unit after turning off is normal.

Children or persons who lack knowledge or experience with the Power Panel, or who are restricted in their physical, sensory or mental capabilities should not use without supervision or instruction by a person responsible for their safety.

Care and Maintenance:

Disconnect the Power Panel from the power outlet before cleaning. Wait, if necessary, until it has cooled to normal temperature. Clean the vents and Turbo Blower intake with a soft brush or vacuum.

The sides and ends can be wiped off with a soft, dry cloth or a slightly damp cloth if needed. Do not use abrasive cleaners.

One Year Limited Warranty for New Units:

Your one year limited warranty applies to replacement of product found to be defective in material or workmanship. This warranty does not apply to damage resulting from commercial, abusive, unreasonable use or supplemental damage. Defects that are the result of normal wear and tear will not be considered manufacturing defects under this warranty. Heat Surge is not liable for incidental or consequential damages of any nature. Any implied warranty of merchantability and/or fitness for a particular purpose on this product is limited in duration to the duration of this warranty. Some jurisdictions do not allow exclusion or limitation of incidental or consequential damages or limitations on how long an implied warranty lasts, so the above limitations or exclusions may not apply to you. This warranty gives you specific legal rights, and you may also have other rights which vary from jurisdiction to jurisdiction. This warranty applies only to the original purchaser of this product from the original date of purchase.

At its option, Heat Surge will repair or replace this product if it is found to be defective in material or workmanship. While within the warranty period, defective product may be returned to Heat Surge. Please use email to contact Heat Surge at: customerservice@heatsurge.com

Please contact Heat Surge to obtain a return authorization number prior to returning unit. Please return unit in original packaging to avoid unnecessary delays and/or fees.

Customer Satisfaction

If you experience a problem, please contact Heat Surge Customer Service at customerservice@heatsurge.com or mail questions and/or comments to:
Heat Surge Customer Satisfaction Dept., P.O. Box 9971 Canton, OH 44711



 **HEAT SURGE®**
THE ORIGINAL



AMISH-INSPIRED
AMERICA'S GREATEST
FIREPLACE

 **HEAT SURGE™**

P.O. Box 9971 • Canton, OH 44711

www.HeatSurge.com

customerservice@heatsurge.com